

# Mississippi Mills Drinking Water System

---

Waterworks # 220001290  
System Category – Large Municipal Residential

## Annual Water Report

Prepared For: Municipality of Mississippi Mills

Reporting Period of January 1<sup>st</sup> – December 31<sup>st</sup> 2019

Issued: March 9, 2020

Revision: 1

Operating Authority:



This report has been prepared to satisfy the annual reporting requirements in O.Reg 170/03 Section 11 and Schedule 22

## Table of Contents

<b>Annual Water Report</b> .....	<b>1</b>
<b>Report Availability</b> .....	<b>1</b>
<b>Compliance Report Card</b> .....	<b>1</b>
<b>System Process Description</b> .....	<b>1</b>
Treatment Chemicals used during the reporting year: .....	2
<b>Summary of Non-Compliance</b> .....	<b>2</b>
Adverse Water Quality Incidents.....	2
Non-Compliance .....	2
Non-Compliance Identified in a Ministry Inspection:.....	2
<b>Flows</b> .....	<b>3</b>
Raw Water Flows .....	3
Well 3 .....	3
Well 5 .....	4
Well 6 .....	5
Well 7 .....	6
Well 8 .....	7
System Water Flows .....	8
Monthly Flows.....	8
Annual Total Flow Comparison .....	8
<b>Regulatory Sample Results Summary</b> .....	<b>9</b>
Microbiological Testing.....	9
Operational Testing .....	9
Inorganic Parameters .....	9
Schedule 15 Sampling: .....	12
Organic Parameters .....	12
Additional Legislated Samples .....	17
<b>Major Maintenance Summary</b> .....	<b>17</b>
<b>WTRS Data and Submission Confirmation</b> .....	<b>A</b>

## Report Availability

This system does not serve more than 10,000 residence and the annual reports will be available to users at the Municipality of Mississippi Mills Office. Notification will be at the Municipal Office and copies provided free of charge if requested. The Municipality of Mississippi Mills is located at 3131 Old Perth Rd., Almonte, Ontario, K0A 1A0. View the Municipalities website at [www.mississippimills.ca](http://www.mississippimills.ca)

There are no additional drinking water systems that receive drinking water from this system.

## Compliance Report Card

Compliance Event	# of Events
Ministry of Environment Inspections	<u>3 Inspections</u> <ul style="list-style-type: none"> <li>• OCWA - January 25, 2019 – 96.37% Inspection period January 2018 to January 2019</li> <li>• OCWA - November 27, 2019 – no report yet Inspection period January 2019 to November 2019</li> <li>• Distribution - December 4, 2019 and December 13, 2019 – on-site inspection for 2019; no report yet.</li> </ul>
Ministry of Labour Inspections	No Inspections for the reporting period
QEMS External Audit	<u>OCWA:</u> One (1) External On-Site Audit completed; no non conformance  <u>Municipality of Mississippi Mills:</u> One (1) External On-Site Audit completed; no non-conformance
AWQI's/BWA	No AWQI's for the reporting period
Non-Compliance	No Non-Compliance's for the reporting period
Spills	There were no Spills during the reporting period.

## System Process Description

The Mississippi Mills Drinking Water System consists of 5 drilled wells located throughout the Ward of Almonte. The system supplies water to only the Ward of Almonte and is owned by The Corporation of the Municipality of Mississippi Mills. The Ontario Clean Water Agency is the Operating Authority.

Well 3 is located in the eastern portion of the Town, approximately 60 m north of Ottawa Street and Harold Street. Well 3 is contained in its own brick construction pump house and is equipped with a turbine pump. Disinfection is achieved through injection of sodium hypochlorite into the feeder main prior to the treated water being discharged into a chlorine contact tank.

Well 5 is located along Almonte Street (County Road 16) near the south west end of Town. Well 5 is

contained in its own brick construction pump house and is equipped with a vertical turbine pump. Disinfection is achieved through injection of sodium hypochlorite into the feeder main prior to the treated water being discharged into a chlorine contact tank.

Well 6 is located in Gemmill's Park in the south end of Town, immediately east of Highway 29. Well 6 is contained in its own brick construction pump house and is equipped with a turbine pump. Disinfection is achieved through injection of sodium hypochlorite into the feeder main prior to the treated water being discharged into a chlorine contact tank.

Wells 7 and 8 are located within a single pump house near the northeast edge of Town, along the north side of Paterson Street. Well 7 and 8 are enclosed within a single brick and aluminum clad vented watertight pump house. Each well is equipped with a vertical turbine pump. The pumps are located directly on top of the well casings. Disinfection is achieved through injection of liquid sodium hypochlorite into the feeder main of each well, prior to the treated water being discharged into a single chlorine contact chamber.

*Treatment Chemicals used during the reporting year:*

Chemical Name	Use	Supplier
Sodium Hypochlorite	Disinfection	Brenntag

## Summary of Non-Compliance

### Adverse Water Quality Incidents

Date	AWQI #	Location	Problem	Details	Legislation	Corrective Action Taken
No AWQI's during the reporting period						

### Non-Compliance

Legislation	requirement(s) system failed to meet	duration of the failure (i.e. date(s))	Corrective Action	Status
No Non-Compliance's during the reporting period				

### Non-Compliance Identified in a Ministry Inspection:

Legislation	requirement(s) system failed to meet	duration of the failure (i.e. date(s))	Corrective Action	Status
Drinking Water Works Permit	Form 2 documents as required	2019	Submitted Form 2 and Director's Notification	Closed
Drinking Water Works Permit and Municipal Drinking Water Licence	The operations and maintenance manuals did not meet the requirements	2019	A revised SOP for CT Worst Case Scenario	Closed

## Flows

The Mississippi Mills Drinking Water System is operating on average under half the rated capacity.

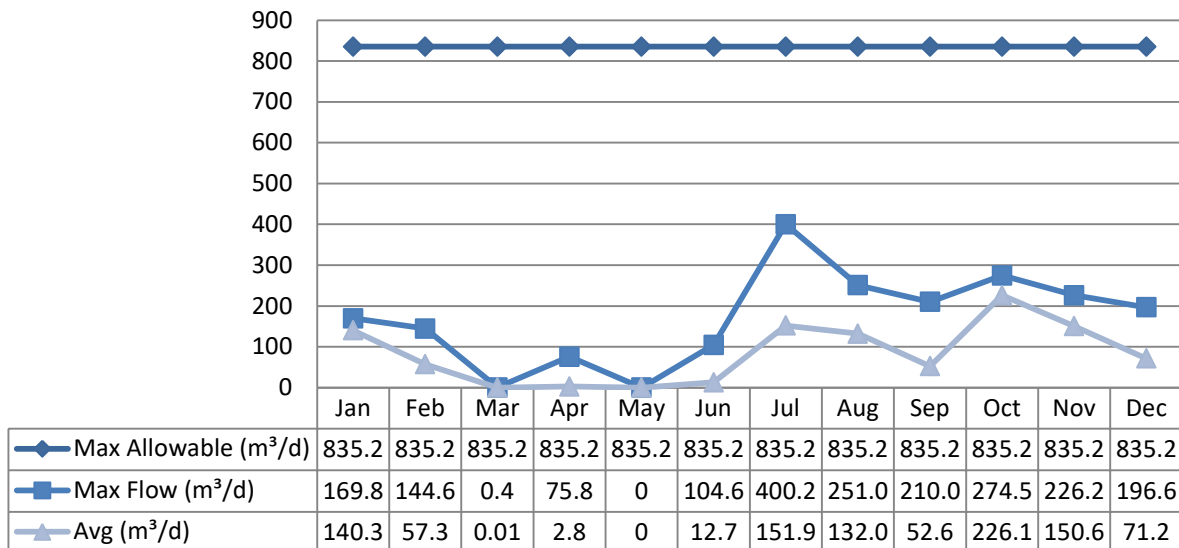
### Raw Water Flows

The Raw Water flows are regulated under the Permit to Take Water. 2019 Raw Flow Data was submitted to the Ministry electronically under permit #0568-9LUL2N. The confirmation and a copy of the data that was submitted are attached in Appendix A.

#### Well 3

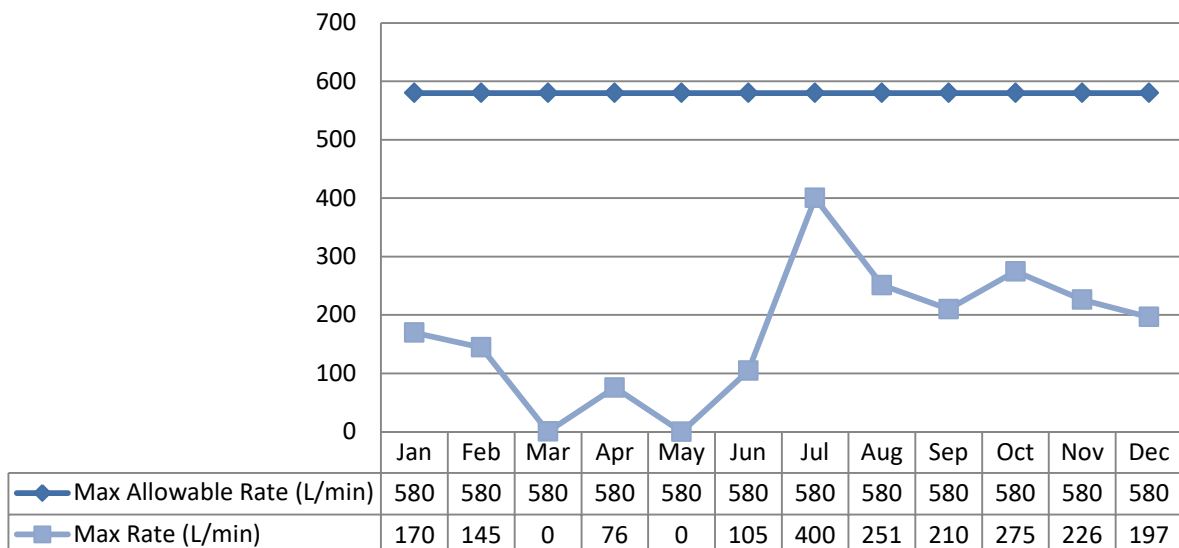
##### Total Monthly Flows (m<sup>3</sup>/d)

Max Allowable PTTW



##### Monthly Rated Flows (L/min)

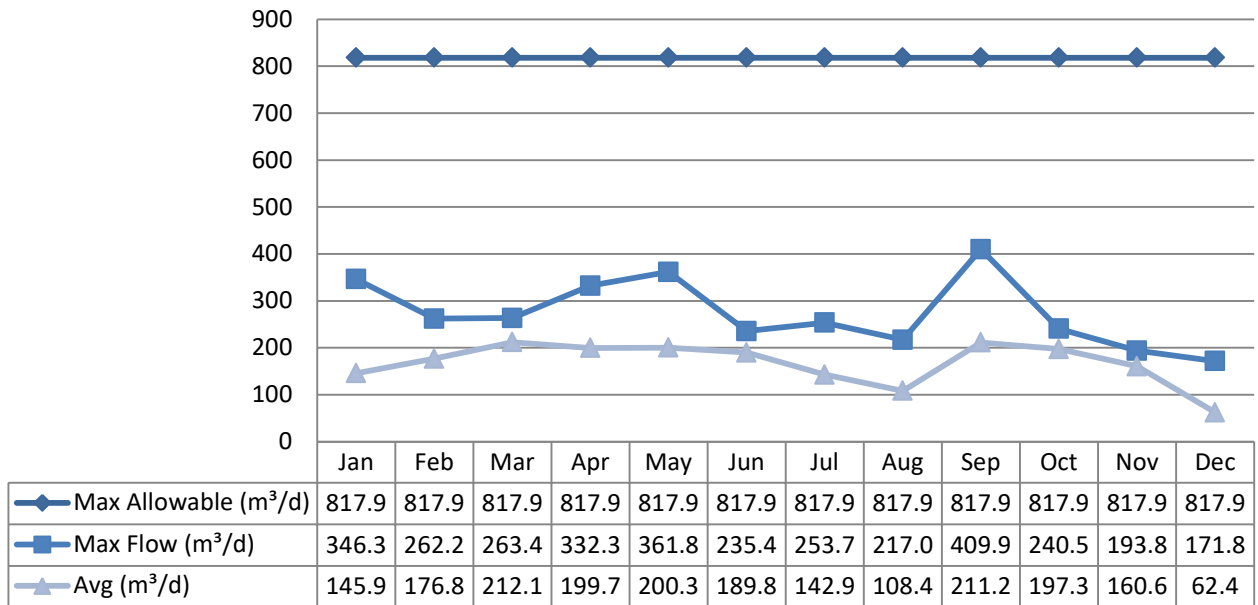
Max allowable rate - PTTW



Well 5

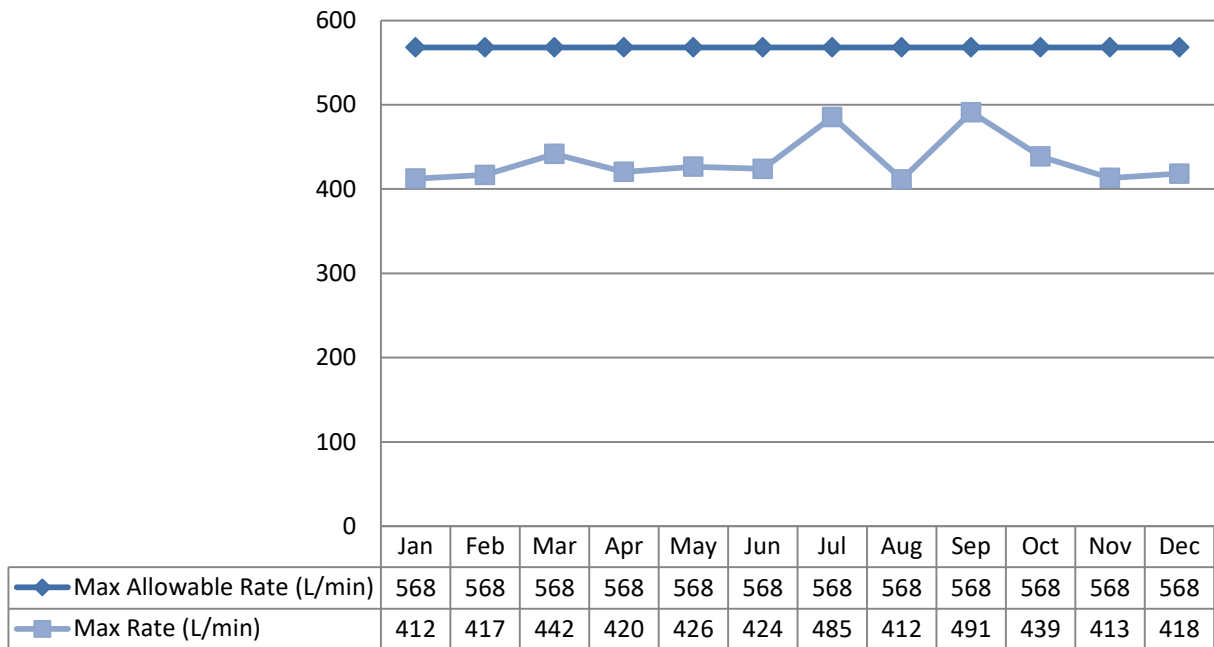
Total Monthly Flows (m<sup>3</sup>/d)

Max Allowable PTTW



Monthly Rated Flows (L/min)

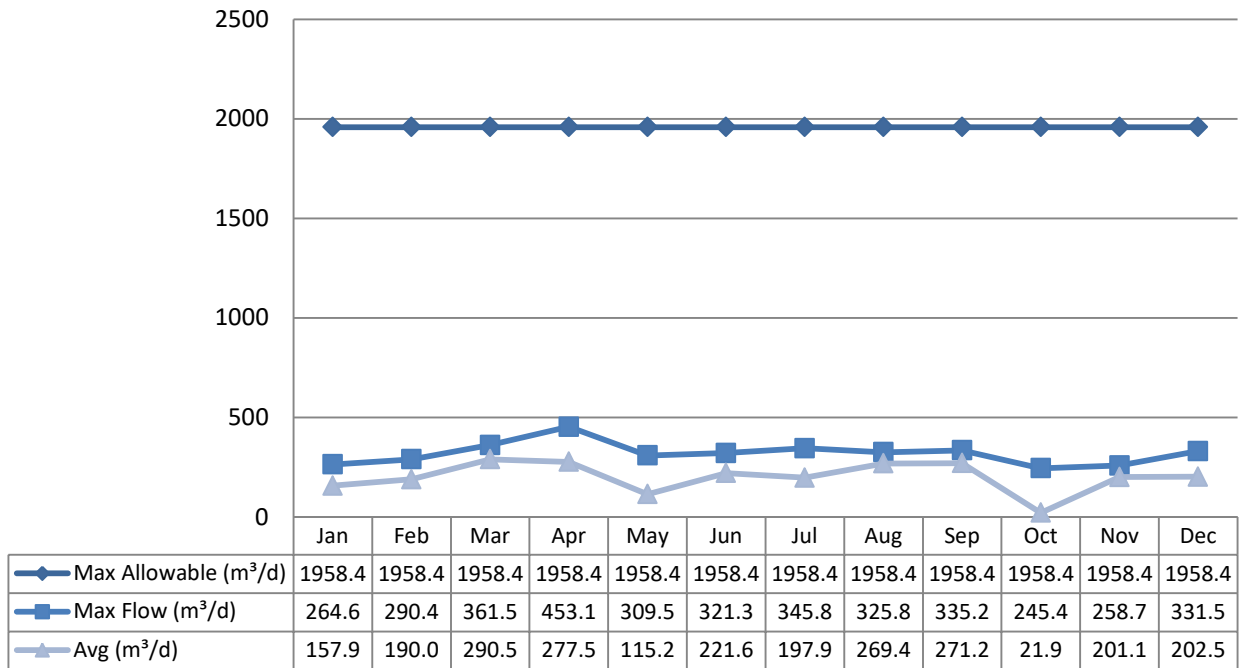
Max allowable rate – PTTW



Well 6

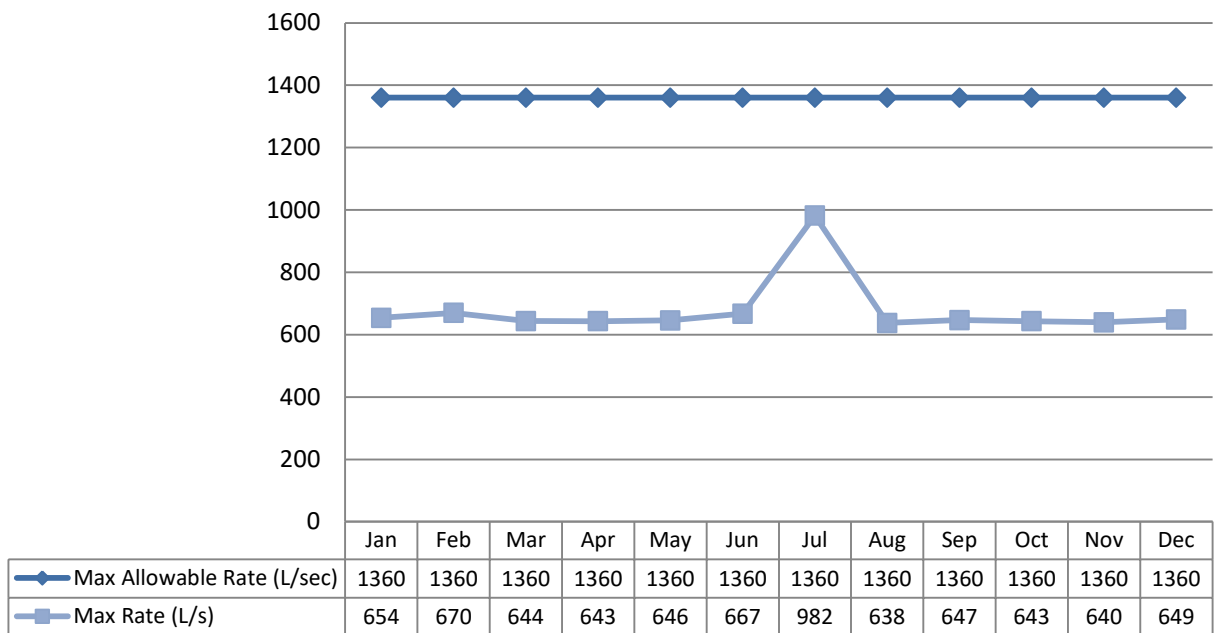
Total Monthly Flows (m<sup>3</sup>/d)

Max Allowable PTTW



Monthly Rated Flows (L/s)

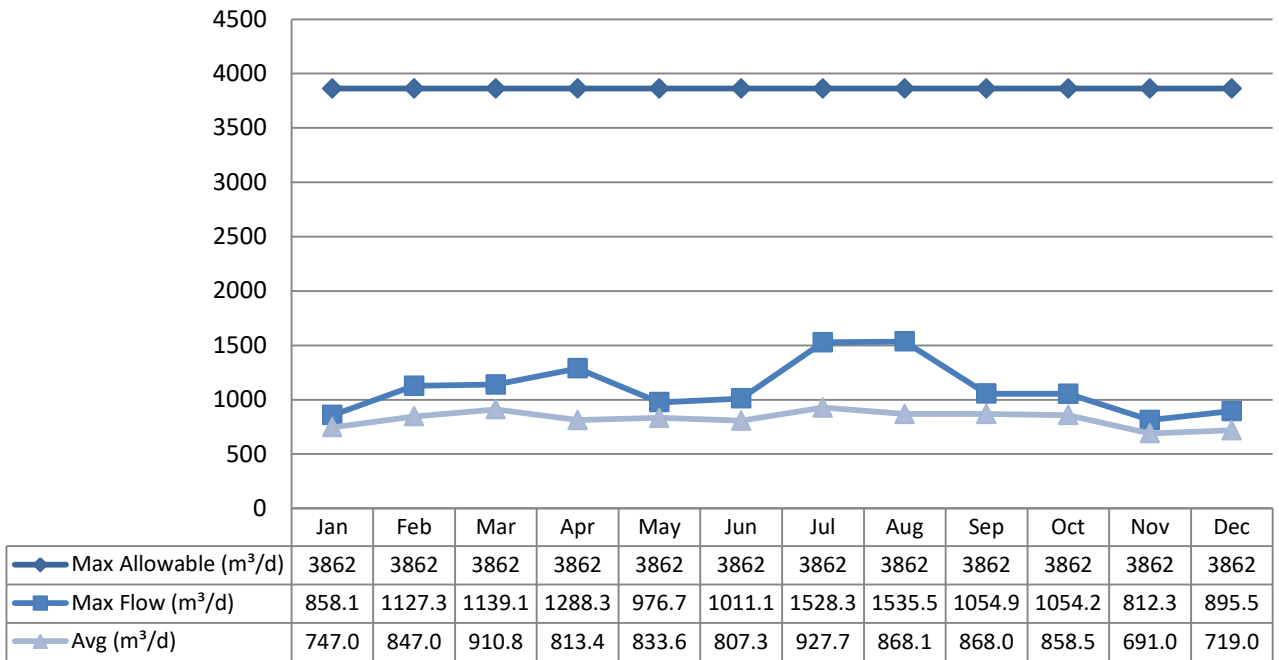
Max allowable rate – PTTW



Well 7

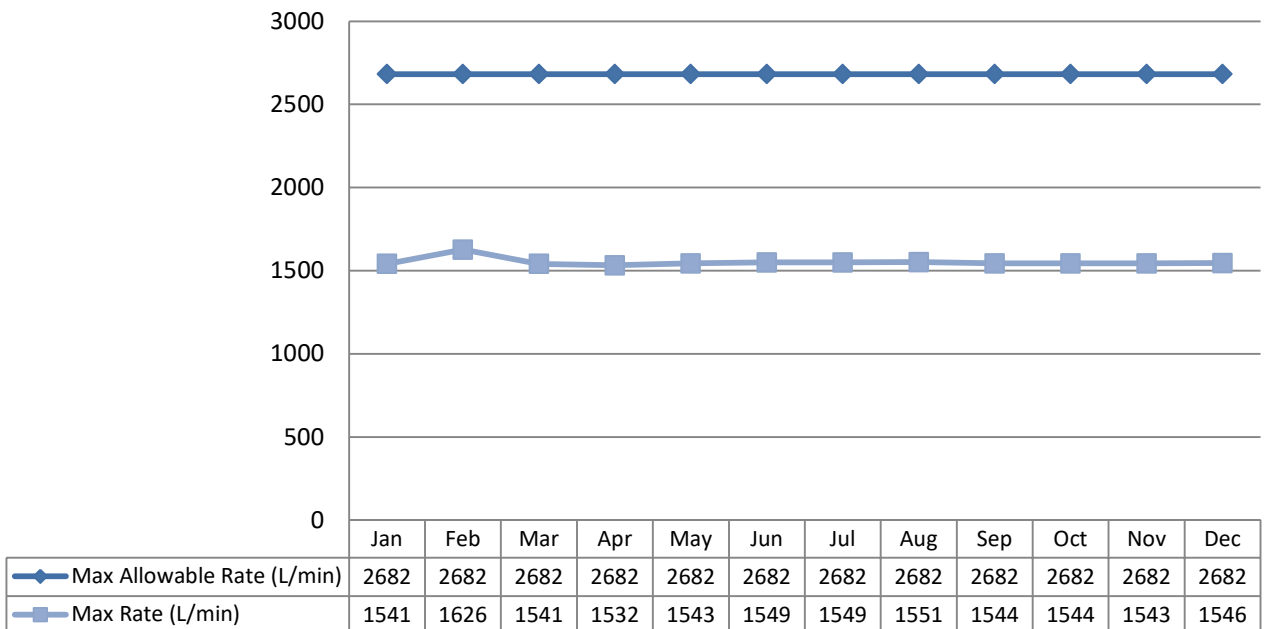
Total Monthly Flows (m<sup>3</sup>/d)

Max Allowable PTTW



Monthly Rated Flows (L/min)

Max allowable rate - PTTW

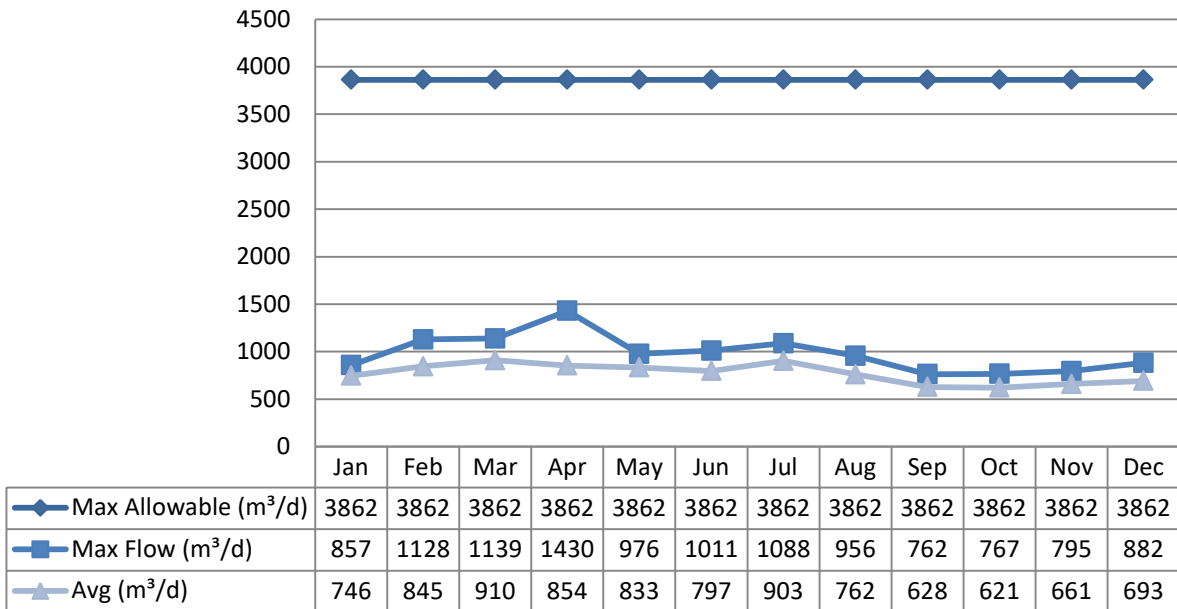




Well 8

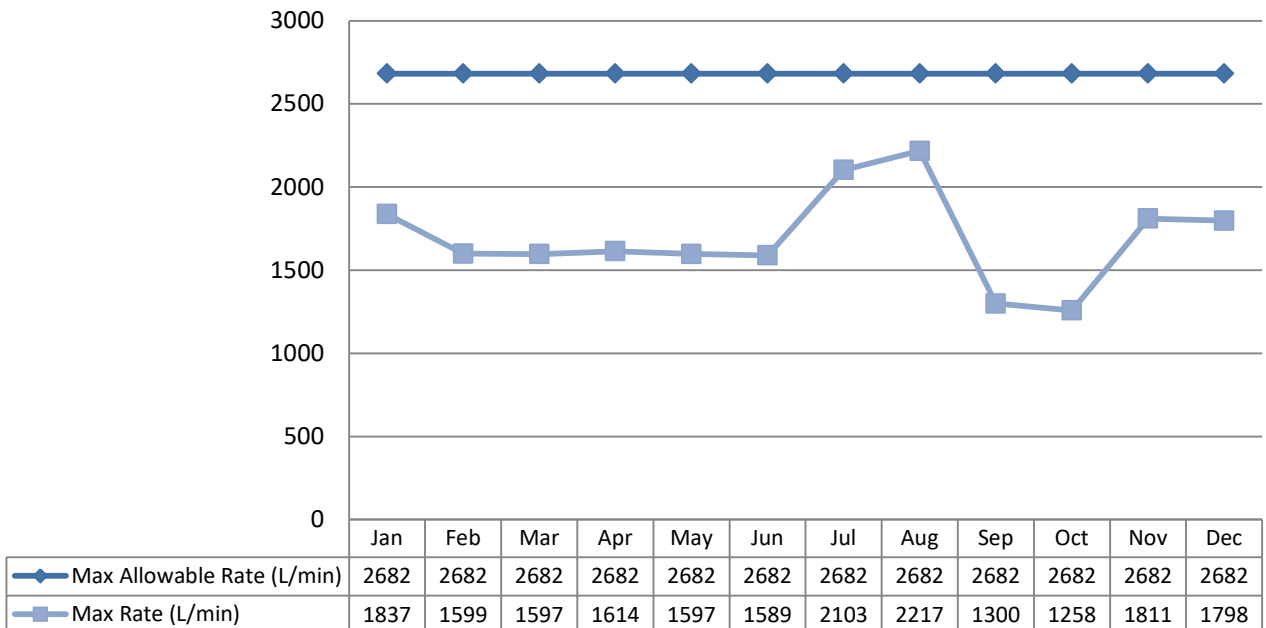
Total Monthly Flows (m<sup>3</sup>/d)

Max Allowable PTTW



Monthly Rated Flows (L/min)

Max allowable rate - PTTW

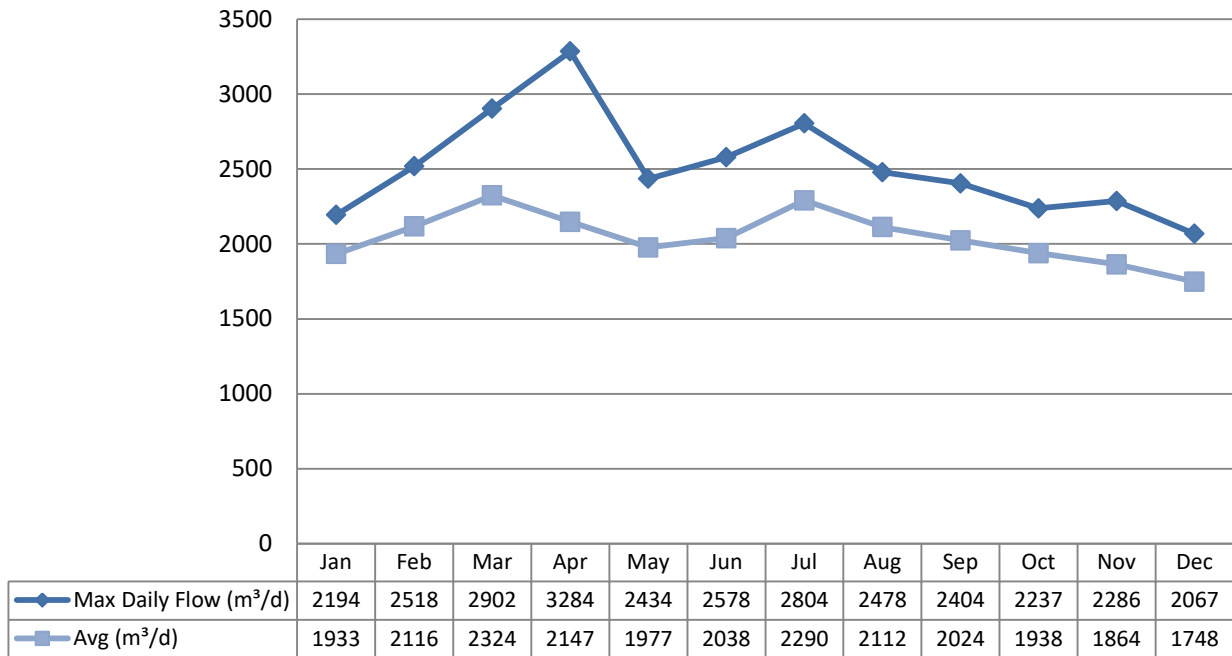


### System Water Flows

The System Water flows are regulated under the Municipal Licence.

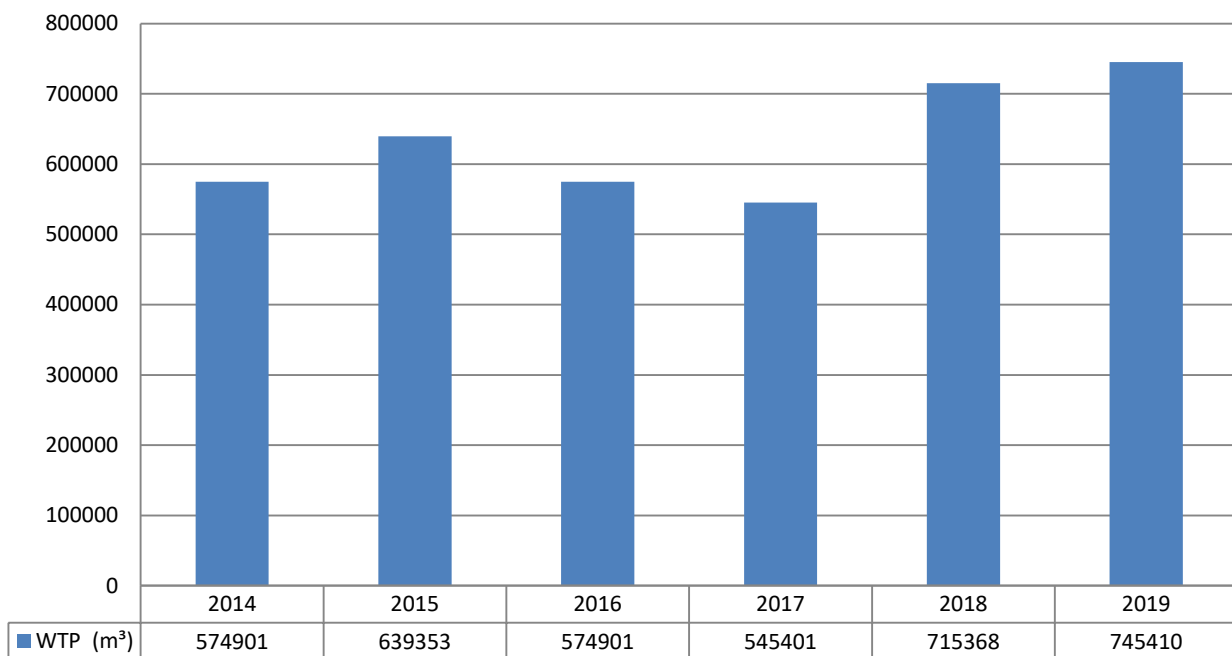
#### Monthly Flows

##### *Rated Capacity - MDWL*



#### Annual Total Flow Comparison

##### *Total Annual m³*



## Regulatory Sample Results Summary

### Microbiological Testing

	No. of Samples Collected	Range of E.Coli Results		Range of Total Coliform Results		No. of HPC Samples Collected	Range of HPC Results	
		Min	Max	Min	Max		Min	Max
MMills DWS RW Well 3	35	0	1	0	4			
MMills DWS RW Well 5	52	0	0	0	0			
MMills DWS RW Well 6	51	0	0	0	3			
MMills DWS RW Well 7	53	0	0	0	1			
MMills DWS RW Well 8	53	0	0	0	2			
MMills DWS TW Well 3	35	0	0	0	0	35	2	2
MMills DWS TW Well 5	52	0	0	0	0	52	2	28
MMills DWS TW Well 6	50	0	0	0	0	50	2	4
MMills DWS TW Wells 7&8 combined	52	0	0	0	0	52	2	2
Distribution	208	0	0	0	0	208	2	18
* Number of Samples collected varies due to the individual well being Out of Service*								

### Operational Testing

	No. of Samples Collected	Range of Results	
		Minimum	Maximum
Turbidity, On-Line (NTU) - RW6	8760	0	2
Turbidity, On-Line (NTU) - RW7	8760	0.02	2
Turbidity, On-Line (NTU) - RW8	8760	0.03	5
Free Chlorine Residual, On-Line (mg/L) - TW3	8760	0.17	2.14
Free Chlorine Residual, On-Line (mg/L) - TW5	8760	0.19	2.17
Free Chlorine Residual, On-Line (mg/L) - TW6	8760	0.34	2.79
Free Chlorine Residual, On-Line (mg/L) - TW7/8	8760	0.08	1.82
Free Chlorine Residual, On-Line (mg/L) - DW	8760	0.34	1.80
Free Chlorine Residual, DW Field (mg/L) Lab Upload - DW	212	0.55	1.99

NOTE: spikes recorded by on-line instrumentation were a result of air bubbles and various maintenance/calibration activities. All spikes are reviewed for compliance with O.Reg 170/03

### Inorganic Parameters

These parameters are tested as a requirement under O.Reg 170/03. Sodium and Fluoride are required to be tested every 5 years. Nitrate and Nitrite are tested quarterly and the metals are tested every 36 months as required under O.Reg 170/03. In the event any of the parameters exceed half of the maximum allowable concentration the parameter is required to be sampled quarterly.

- MAC = Maximum Allowable Concentration as per O.Reg 169/03
- BDL = Below the laboratory detection level

	Sample Date (yyyy/mm/dd)	Sample Result	MAC	No. of Exceedances	
				MAC	1/2 MAC
<b>Treated Water</b>					
Antimony: Sb (ug/L) - TW3	2019/09/09	<MDL 0.1	6.0	No	No
Antimony: Sb (ug/L) - TW5	2019/09/09	<MDL 0.1	6.0	No	No
Antimony: Sb (ug/L) - TW6	2019/09/09	<MDL 0.1	6.0	No	No
Antimony: Sb (ug/L) - TW7/8	2019/09/09	<MDL 0.1	6.0	No	No
Arsenic: As (ug/L) - TW3	2019/09/09	<MDL 0.1	10.0	No	No
Arsenic: As (ug/L) - TW5	2019/09/09	<MDL 0.1	10.0	No	No
Arsenic: As (ug/L) - TW6	2019/09/09	<MDL 0.1	10.0	No	No
Arsenic: As (ug/L) - TW7/8	2019/09/09	<MDL 0.1	10.0	No	No
Barium: Ba (ug/L) - TW3	2019/09/09	120.0	1000.0	No	No
Barium: Ba (ug/L) - TW5	2019/09/09	154.0	1000.0	No	No
Barium: Ba (ug/L) - TW6	2019/09/09	92.0	1000.0	No	No
Barium: Ba (ug/L) - TW7/8	2019/09/09	152.0	1000.0	No	No
Boron: B (ug/L) - TW3	2019/09/09	247.0	5000.0	No	No
Boron: B (ug/L) - TW5	2019/09/09	50.0	5000.0	No	No
Boron: B (ug/L) - TW6	2019/09/09	284.0	5000.0	No	No
Boron: B (ug/L) - TW7/8	2019/09/09	183.0	5000.0	No	No
Cadmium: Cd (ug/L) - TW3	2019/09/09	<MDL 0.02	5.0	No	No
Cadmium: Cd (ug/L) - TW5	2019/09/09	<MDL 0.02	5.0	No	No
Cadmium: Cd (ug/L) - TW6	2019/09/09	<MDL 0.02	5.0	No	No
Cadmium: Cd (ug/L) - TW7/8	2019/09/09	<MDL 0.02	5.0	No	No
Chromium: Cr (ug/L) - TW3	2019/09/09	<MDL 2.0	50.0	No	No
Chromium: Cr (ug/L) - TW5	2019/09/09	<MDL 2.0	50.0	No	No
Chromium: Cr (ug/L) - TW6	2019/09/09	<MDL 2.0	50.0	No	No
Chromium: Cr (ug/L) - TW7/8	2019/09/09	<MDL 2.0	50.0	No	No
Mercury: Hg (ug/L) - TW3	2019/09/09	<MDL 0.02	1.0	No	No
Mercury: Hg (ug/L) - TW5	2019/09/09	<MDL 0.02	1.0	No	No
Mercury: Hg (ug/L) - TW6	2019/09/09	<MDL 0.02	1.0	No	No
Mercury: Hg (ug/L) - TW7/8	2019/09/09	<MDL 0.02	1.0	No	No
Selenium: Se (ug/L) - TW3	2019/09/09	<MDL 1.0	50.0	No	No
Selenium: Se (ug/L) - TW5	2019/09/09	<MDL 1.0	50.0	No	No
Selenium: Se (ug/L) - TW6	2019/09/09	<MDL 1.0	50.0	No	No
Selenium: Se (ug/L) - TW7/8	2019/09/09	<MDL 1.0	50.0	No	No
Uranium: U (ug/L) - TW3	2019/09/09	0.65	20.0	No	No
Uranium: U (ug/L) - TW5	2019/09/09	0.78	20.0	No	No
Uranium: U (ug/L) - TW6	2019/09/09	0.89	20.0	No	No
Uranium: U (ug/L) - TW7/8	2019/09/09	1.05	20.0	No	No
<b>Additional Inorganics</b>					
Fluoride (mg/L) - TW3	2019/02/05	0.1	1.5	No	No
Fluoride (mg/L) - TW5	2019/02/05	<MDL 0.1	1.5	No	No
Fluoride (mg/L) - TW6	2019/02/05	0.3	1.5	No	No
Fluoride (mg/L) - TW7/8	2019/02/05	0.2	1.5	No	No
Nitrite (mg/L) - TW3	2019/02/05	<MDL 0.1	1.0	No	No
Nitrite (mg/L) - TW3 * Well Out of Service*	2019-05-07	-	1.0	No	No

	Sample Date (yyyy/mm/dd)	Sample Result	MAC	No. of Exceedances	
				MAC	1/2 MAC
Nitrite (mg/L) - TW3	2019/07/03	<MDL 0.1	1.0	No	No
Nitrite (mg/L) - TW3	2019/11/13	<MDL 0.1	1.0	No	No
Nitrite (mg/L) - TW5	2019/02/05	<MDL 0.1	1.0	No	No
Nitrite (mg/L) - TW5	2019/05/27	<MDL 0.1	1.0	No	No
Nitrite (mg/L) - TW5	2019/07/03	<MDL 0.1	1.0	No	No
Nitrite (mg/L) - TW5	2019/11/13	<MDL 0.1	1.0	No	No
Nitrite (mg/L) - TW6	2019/02/05	<MDL 0.1	1.0	No	No
Nitrite (mg/L) - TW6	2019/05/27	<MDL 0.1	1.0	No	No
Nitrite (mg/L) - TW6	2019/07/03	<MDL 0.1	1.0	No	No
Nitrite (mg/L) - TW6	2019/11/13	<MDL 0.1	1.0	No	No
Nitrite (mg/L) - TW7/8	2019/02/05	<MDL 0.1	1.0	No	No
Nitrite (mg/L) - TW7/8	2019/05/27	<MDL 0.1	1.0	No	No
Nitrite (mg/L) - TW7/8	2019/07/03	<MDL 0.1	1.0	No	No
Nitrite (mg/L) - TW7/8	2019/11/13	<MDL 0.1	1.0	No	No
Nitrate (mg/L) - TW3	2019/02/05	0.2	10.0	No	No
Nitrate (mg/L) - TW3 * Well Out of Service*	2019/05/27	-	10.0	No	No
Nitrate (mg/L) - TW3	2019/07/03	0.3	10.0	No	No
Nitrate (mg/L) - TW3	2019/11/13	<MDL 0.1	10.0	No	No
Nitrate (mg/L) - TW5	2019/02/05	0.3	10.0	No	No
Nitrate (mg/L) - TW5	2019/05/27	0.3	10.0	No	No
Nitrate (mg/L) - TW5	2019/07/03	0.3	10.0	No	No
Nitrate (mg/L) - TW5	2019/11/13	0.1	10.0	No	No
Nitrate (mg/L) - TW6	2019/02/05	0.4	10.0	No	No
Nitrate (mg/L) - TW6	2019/05/27	0.4	10.0	No	No
Nitrate (mg/L) - TW6	2019/07/03	0.6	10.0	No	No
Nitrate (mg/L) - TW6	2019/11/13	0.4	10.0	No	No
Nitrate (mg/L) - TW7/8	2019/02/05	0.9	10.0	No	No
Nitrate (mg/L) - TW7/8	2019/05/27	1.0	10.0	No	No
Nitrate (mg/L) - TW7/8	2019/07/03	0.3	10.0	No	No
Nitrate (mg/L) - TW7/8	2018/11/13	1.6	10.0	No	No
Sodium: Na (mg/L) - TW3	2019/07/03	41.4	20*	Yes	Yes
Sodium: Na (mg/L) - TW5	2019/07/03	60.9	20*	Yes	Yes
Sodium: Na (mg/L) - TW6	2019/07/03	44.6	20*	Yes	Yes
Sodium: Na (mg/L) - TW7/8	2019/07/03	44.6	20*	Yes	Yes

\*There is no "MAC" for Sodium. The aesthetic objective for sodium in drinking water is 200 mg/L. The local Medical Officer of Health should be notified when the sodium concentration exceeds 20 mg/L so that this information may be communicated to local physicians for their use with patients on sodium restricted diets.

\*\* Sodium was reported as an AWQI in 2018. No regulatory reporting requirements in 2019.

Schedule 15 Sampling:

The Schedule 15 Sampling is required under O.Reg 170/03. This system is under the plumbing exemption. No plumbing samples were collected.

Distribution System	Number of Sampling Points	Number of Samples	Range of Results		MAC (ug/L)	Number of Exceedances
			Minimum	Maximum		
Alkalinity (mg/L)	6	6	264	292	N/A	N/A
pH	6	6	7.19	7.44	N/A	N/A
Lead (ug/l)	6	6	0.22	1.06	10	0

Organic Parameters

These parameters are tested every 36 months as a requirement under O.Reg 170/03. In the event any of the parameters exceed half of the maximum allowable concentration the parameter is required to be sampled quarterly.

	Sample Date (yyyy/mm/dd)	Sample Result	MAC	Number of Exceedances	
				MAC	1/2 MAC
<b>Treated Water</b>					
Alachlor (ug/L) - TW3	2019/09/09	<MDL 0.3	5.00	No	No
Alachlor (ug/L) - TW5	2019/09/09	<MDL 0.3	5.00	No	No
Alachlor (ug/L) - TW7/8	2019/09/09	<MDL 0.3	5.00	No	No
Alachlor (ug/L) - TW6	2019/09/09	<MDL 0.3	5.00	No	No
Azinphos-methyl (ug/L) - TW3	2019/09/09	<MDL 1.0	20.00	No	No
Azinphos-methyl (ug/L) - TW5	2019/09/09	<MDL 1.0	20.00	No	No
Azinphos-methyl (ug/L) - TW7/8	2019/09/09	<MDL 1.0	20.00	No	No
Azinphos-methyl (ug/L) - TW6	2019/09/09	<MDL 1.0	20.00	No	No
Benzene (ug/L) - TW3	2019/09/09	<MDL 0.5	1.00	No	No
Benzene (ug/L) - TW5	2019/09/09	<MDL 0.5	1.00	No	No
Benzene (ug/L) - TW7/8	2019/09/09	<MDL 0.5	1.00	No	No
Benzene (ug/L) - TW6	2019/09/09	<MDL 0.5	1.00	No	No
Benzo(a)pyrene (ug/L) - TW3	2019/09/09	<MDL 0.005	0.01	No	No
Benzo(a)pyrene (ug/L) - TW5	2019/09/09	<MDL 0.005	0.01	No	No
Benzo(a)pyrene (ug/L) - TW7/8	2019/09/09	<MDL 0.005	0.01	No	No
Benzo(a)pyrene (ug/L) - TW6	2019/09/09	<MDL 0.005	0.01	No	No
Bromoxynil (ug/L) - TW3	2019/09/09	<MDL 0.5	5.00	No	No
Bromoxynil (ug/L) - TW5	2019/09/09	<MDL 0.5	5.00	No	No
Bromoxynil (ug/L) - TW7/8	2019/09/09	<MDL 0.5	5.00	No	No
Bromoxynil (ug/L) - TW6	2019/09/09	<MDL 0.5	5.00	No	No
Carbaryl (ug/L) - TW3	2019/09/09	<MDL 3.0	90.00	No	No
Carbaryl (ug/L) - TW5	2019/09/09	<MDL 3.0	90.00	No	No
Carbaryl (ug/L) - TW7/8	2019/09/09	<MDL 3.0	90.00	No	No
Carbaryl (ug/L) - TW6	2019/09/09	<MDL 3.0	90.00	No	No
Carbofuran (ug/L) - TW3	2019/09/09	<MDL 1.0	90.00	No	No
Carbofuran (ug/L) - TW5	2019/09/09	<MDL 1.0	90.00	No	No

	Sample Date (yyyy/mm/dd)	Sample Result	MAC	Number of Exceedances	
				MAC	1/2 MAC
Carbofuran (ug/L) - TW7/8	2019/09/09	<MDL 1.0	90.00	No	No
Carbofuran (ug/L) - TW6	2019/09/09	<MDL 1.0	90.00	No	No
Carbon Tetrachloride (ug/L) - TW3	2019/09/09	<MDL 0.2	2.00	No	No
Carbon Tetrachloride (ug/L) - TW5	2019/09/09	<MDL 0.2	2.00	No	No
Carbon Tetrachloride (ug/L) - TW7/8	2019/09/09	<MDL 0.2	2.00	No	No
Carbon Tetrachloride (ug/L) - TW6	2019/09/09	<MDL 0.2	2.00	No	No
Chlorpyrifos (ug/L) - TW3	2019/09/09	<MDL 0.5	90.00	No	No
Chlorpyrifos (ug/L) - TW5	2019/09/09	<MDL 0.5	90.00	No	No
Chlorpyrifos (ug/L) - TW7/8	2019/09/09	<MDL 0.5	90.00	No	No
Chlorpyrifos (ug/L) - TW6	2019/09/09	<MDL 0.5	90.00	No	No
Diazinon (ug/L) - TW3	2019/09/09	<MDL 1.0	20.00	No	No
Diazinon (ug/L) - TW5	2019/09/09	<MDL 1.0	20.00	No	No
Diazinon (ug/L) - TW7/8	2019/09/09	<MDL 1.0	20.00	No	No
Diazinon (ug/L) - TW6	2019/09/09	<MDL 1.0	20.00	No	No
Dicamba (ug/L) - TW3	2019/09/09	<MDL 10.0	120.00	No	No
Dicamba (ug/L) - TW5	2019/09/09	<MDL 10.0	120.00	No	No
Dicamba (ug/L) - TW7/8	2019/09/09	<MDL 10.0	120.00	No	No
Dicamba (ug/L) - TW6	2019/09/09	<MDL 10.0	120.00	No	No
1,2-Dichlorobenzene (ug/L) - TW3	2019/09/09	<MDL 0.5	200.00	No	No
1,2-Dichlorobenzene (ug/L) - TW5	2019/09/09	<MDL 0.5	200.00	No	No
1,2-Dichlorobenzene (ug/L) - TW7/8	2019/09/09	<MDL 0.5	200.00	No	No
1,2-Dichlorobenzene (ug/L) - TW6	2019/09/09	<MDL 0.5	200.00	No	No
1,4-Dichlorobenzene (ug/L) - TW3	2019/09/09	<MDL 0.5	5.00	No	No
1,4-Dichlorobenzene (ug/L) - TW5	2019/09/09	<MDL 0.5	5.00	No	No
1,4-Dichlorobenzene (ug/L) - TW7/8	2019/09/09	<MDL 0.5	5.00	No	No
1,4-Dichlorobenzene (ug/L) - TW6	2019/09/09	<MDL 0.5	5.00	No	No
1,2-Dichloroethane (ug/L) - TW3	2019/09/09	<MDL 0.5	5.00	No	No
1,2-Dichloroethane (ug/L) - TW5	2019/09/09	<MDL 0.5	5.00	No	No
1,2-Dichloroethane (ug/L) - TW7/8	2019/09/09	<MDL 0.5	5.00	No	No
1,2-Dichloroethane (ug/L) - TW6	2019/09/09	<MDL 0.5	5.00	No	No
1,1-Dichloroethylene (ug/L) - TW3	2019/09/09	<MDL 0.1	14.00	No	No
1,1-Dichloroethylene (ug/L) - TW5	2019/09/09	<MDL 0.1	14.00	No	No
1,1-Dichloroethylene (ug/L) - TW7/8	2019/09/09	<MDL 0.1	14.00	No	No
1,1-Dichloroethylene (ug/L) - TW6	2019/09/09	<MDL 0.1	14.00	No	No
Dichloromethane (Methylene Chloride) (ug/L) - TW3	2019/09/09	<MDL 5.0	50.00	No	No
Dichloromethane (Methylene Chloride) (ug/L) - TW5	2019/09/09	<MDL 5.0	50.00	No	No
Dichloromethane (Methylene Chloride) (ug/L) - TW7/8	2019/09/09	<MDL 5.0	50.00	No	No
Dichloromethane (Methylene Chloride) (ug/L) -	2019/09/09	<MDL 5.0	50.00	No	No

	Sample Date (yyyy/mm/dd)	Sample Result	MAC	Number of Exceedances	
				MAC	1/2 MAC
TW6					
2,4-Dichlorophenol (ug/L) - TW3	2019/09/09	<MDL 0.1	900.00	No	No
2,4-Dichlorophenol (ug/L) - TW5	2019/09/09	<MDL 0.1	900.00	No	No
2,4-Dichlorophenol (ug/L) - TW7/8	2019/09/09	<MDL 0.1	900.00	No	No
2,4-Dichlorophenol (ug/L) - TW6	2019/09/09	<MDL 0.1	900.00	No	No
2,4-Dichlorophenoxy acetic acid (2,4-D) (ug/L) - TW3	2019/09/09	<MDL 10.0	100.00	No	No
2,4-Dichlorophenoxy acetic acid (2,4-D) (ug/L) - TW5	2019/09/09	<MDL 10.0	100.00	No	No
2,4-Dichlorophenoxy acetic acid (2,4-D) (ug/L) - TW7/8	2019/09/09	<MDL 10.0	100.00	No	No
2,4-Dichlorophenoxy acetic acid (2,4-D) (ug/L) - TW6	2019/09/09	<MDL 10.0	100.00	No	No
Diclofop-methyl (ug/L) - TW3	2019/09/09	<MDL 0.9	9.00	No	No
Diclofop-methyl (ug/L) - TW5	2019/09/09	<MDL 0.9	9.00	No	No
Diclofop-methyl (ug/L) - TW7/8	2019/09/09	<MDL 0.9	9.00	No	No
Diclofop-methyl (ug/L) - TW6	2019/09/09	<MDL 0.9	9.00	No	No
Dimethoate (ug/L) - TW3	2019/09/09	<MDL 1.0	20.00	No	No
Dimethoate (ug/L) - TW5	2019/09/09	<MDL 1.0	20.00	No	No
Dimethoate (ug/L) - TW7/8	2019/09/09	<MDL 1.0	20.00	No	No
Dimethoate (ug/L) - TW6	2019/09/09	<MDL 1.0	20.00	No	No
Diquat (ug/L) - TW3	2019/09/09	<MDL 5.0	70.00	No	No
Diquat (ug/L) - TW5	2019/09/09	<MDL 5.0	70.00	No	No
Diquat (ug/L) - TW7/8	2019/09/09	<MDL 5.0	70.00	No	No
Diquat (ug/L) - TW6	2019/09/09	<MDL 5.0	70.00	No	No
Diuron (ug/L) - TW3	2019/09/09	<MDL 5.0	150.00	No	No
Diuron (ug/L) - TW5	2019/09/09	<MDL 5.0	150.00	No	No
Diuron (ug/L) - TW7/8	2019/09/09	<MDL 5.0	150.00	No	No
Diuron (ug/L) - TW6	2019/09/09	<MDL 5.0	150.00	No	No
Glyphosate (ug/L) - TW3	2019/09/09	<MDL 25.0	280.00	No	No
Glyphosate (ug/L) - TW5	2019/09/09	<MDL 25.0	280.00	No	No
Glyphosate (ug/L) - TW7/8	2019/09/09	<MDL 25.0	280.00	No	No
Glyphosate (ug/L) - TW6	2019/09/09	<MDL 25.0	280.00	No	No
Malathion (ug/L) - TW3	2019/09/09	<MDL 5.0	190.00	No	No
Malathion (ug/L) - TW5	2019/09/09	<MDL 5.0	190.00	No	No
Malathion (ug/L) - TW7/8	2019/09/09	<MDL 5.0	190.00	No	No
Malathion (ug/L) - TW6	2019/09/09	<MDL 5.0	190.00	No	No
Metolachlor (ug/L) - TW3	2019/09/09	<MDL 3.0	50.00	No	No
Metolachlor (ug/L) - TW5	2019/09/09	<MDL 3.0	50.00	No	No
Metolachlor (ug/L) - TW7/8	2019/09/09	<MDL 3.0	50.00	No	No
Metolachlor (ug/L) - TW6	2019/09/09	<MDL 3.0	50.00	No	No



	Sample Date (yyyy/mm/dd)	Sample Result	MAC	Number of Exceedances	
				MAC	1/2 MAC
Metribuzin (ug/L) - TW3	2019/09/09	<MDL 3.0	80.00	No	No
Metribuzin (ug/L) - TW5	2019/09/09	<MDL 3.0	80.00	No	No
Metribuzin (ug/L) - TW7/8	2019/09/09	<MDL 3.0	80.00	No	No
Metribuzin (ug/L) - TW6	2019/09/09	<MDL 3.0	80.00	No	No
Monochlorobenzene (Chlorobenzene) (ug/L) - TW3	2019/09/09	<MDL 0.5	80.00	No	No
Monochlorobenzene (Chlorobenzene) (ug/L) - TW5	2019/09/09	<MDL 0.5	80.00	No	No
Monochlorobenzene (Chlorobenzene) (ug/L) - TW7/8	2019/09/09	<MDL 0.5	80.00	No	No
Monochlorobenzene (Chlorobenzene) (ug/L) - TW6	2019/09/09	<MDL 0.5	80.00	No	No
Paraquat (ug/L) - TW3	2019/09/09	<MDL 1.0	10.00	No	No
Paraquat (ug/L) - TW5	2019/09/09	<MDL 1.0	10.00	No	No
Paraquat (ug/L) - TW7/8	2019/09/09	<MDL 1.0	10.00	No	No
Paraquat (ug/L) - TW6	2019/09/09	<MDL 1.0	10.00	No	No
PCB (ug/L) - TW3	2019/09/09	<MDL 0.05	3.00	No	No
PCB (ug/L) - TW5	2019/09/09	<MDL 0.05	3.00	No	No
PCB (ug/L) - TW7/8	2019/09/09	<MDL 0.05	3.00	No	No
PCB (ug/L) - TW6	2019/09/09	<MDL 0.05	3.00	No	No
Pentachlorophenol (ug/L) - TW3	2019/09/09	<MDL 0.1	60.00	No	No
Pentachlorophenol (ug/L) - TW5	2019/09/09	<MDL 0.1	60.00	No	No
Pentachlorophenol (ug/L) - TW7/8	2019/09/09	<MDL 0.1	60.00	No	No
Pentachlorophenol (ug/L) - TW6	2019/09/09	<MDL 0.1	60.00	No	No
Phorate (ug/L) - TW3	2019/09/09	<MDL 0.3	2.00	No	No
Phorate (ug/L) - TW5	2019/09/09	<MDL 0.3	2.00	No	No
Phorate (ug/L) - TW7/8	2019/09/09	<MDL 0.3	2	No	No
Phorate (ug/L) - TW6	2019/09/09	<MDL 0.3	2	No	No
Picloram (ug/L) - TW3	2019/09/09	<MDL 20.0	190	No	No
Picloram (ug/L) - TW5	2019/09/09	<MDL 20.0	190	No	No
Picloram (ug/L) - TW7/8	2019/09/09	<MDL 20.0	190	No	No
Picloram (ug/L) - TW6	2019/09/09	<MDL 20.0	190	No	No
Prometryne (ug/L) - TW3	2019/09/09	<MDL 0.1	1	No	No
Prometryne (ug/L) - TW5	2019/09/09	<MDL 0.1	1	No	No
Prometryne (ug/L) - TW7/8	2019/09/09	<MDL 0.1	1	No	No
Prometryne (ug/L) - TW6	2019/09/09	<MDL 0.1	1	No	No
Simazine (ug/L) - TW3	2019/09/09	<MDL 0.5	10	No	No
Simazine (ug/L) - TW5	2019/09/09	<MDL 0.5	10	No	No
Simazine (ug/L) - TW7/8	2019/09/09	<MDL 0.5	10	No	No
Simazine (ug/L) - TW6	2019/09/09	<MDL 0.5	10	No	No
Terbufos (ug/L) - TW3	2019/09/09	<MDL 0.3	1	No	No

	Sample Date (yyyy/mm/dd)	Sample Result	MAC	Number of Exceedances	
				MAC	1/2 MAC
Terbufos (ug/L) - TW5	2019/09/09	<MDL 0.3	1	No	No
Terbufos (ug/L) - TW7/8	2019/09/09	<MDL 0.3	1	No	No
Terbufos (ug/L) - TW6	2019/09/09	<MDL 0.3	1	No	No
Tetrachloroethylene (ug/L) - TW3	2019/09/09	<MDL 0.5	10	No	No
Tetrachloroethylene (ug/L) - TW5	2019/09/09	<MDL 0.5	10	No	No
Tetrachloroethylene (ug/L) - TW7/8	2019/09/09	<MDL 0.5	10	No	No
Tetrachloroethylene (ug/L) - TW6	2019/09/09	<MDL 0.5	10	No	No
2,3,4,6-Tetrachlorophenol (ug/L) - TW3	2019/09/09	<MDL 0.1	100	No	No
2,3,4,6-Tetrachlorophenol (ug/L) - TW5	2019/09/09	<MDL 0.1	100	No	No
2,3,4,6-Tetrachlorophenol (ug/L) - TW7/8	2019/09/09	<MDL 0.1	100	No	No
2,3,4,6-Tetrachlorophenol (ug/L) - TW6	2019/09/09	<MDL 0.1	100	No	No
Triallate (ug/L) - TW3	2019/09/09	<MDL 10.0	230	No	No
Triallate (ug/L) - TW5	2019/09/09	<MDL 10.0	230	No	No
Triallate (ug/L) - TW7/8	2019/09/09	<MDL 10.0	230	No	No
Triallate (ug/L) - TW6	2019/09/09	<MDL 10.0	230	No	No
Trichloroethylene (ug/L) - TW3	2019/09/09	<MDL 0.5	5	No	No
Trichloroethylene (ug/L) - TW5	2019/09/09	<MDL 0.5	5	No	No
Trichloroethylene (ug/L) - TW7/8	2019/09/09	<MDL 0.5	5	No	No
Trichloroethylene (ug/L) - TW6	2019/09/09	<MDL 0.5	5	No	No
2,4,6-Trichlorophenol (ug/L) - TW3	2019/09/09	<MDL 0.1	5	No	No
2,4,6-Trichlorophenol (ug/L) - TW5	2019/09/09	<MDL 0.1	5	No	No
2,4,6-Trichlorophenol (ug/L) - TW7/8	2019/09/09	<MDL 0.1	5	No	No
2,4,6-Trichlorophenol (ug/L) - TW6	2019/09/09	<MDL 0.1	5	No	No
2-methyl-4-chlorophenoxyacetic acid (MCPA) (ug/L) - TW3	2019/09/09	<MDL 10.0	100	No	No
2-methyl-4-chlorophenoxyacetic acid (MCPA) (ug/L) - TW5	2019/09/09	<MDL 10.0	100	No	No
2-methyl-4-chlorophenoxyacetic acid (MCPA) (ug/L) - TW7/8	2019/09/09	<MDL 10.0	100	No	No
2-methyl-4-chlorophenoxyacetic acid (MCPA) (ug/L) - TW6	2019/09/09	<MDL 10.0	100	No	No
Trifluralin (ug/L) - TW3	2019/09/09	<MDL 0.5	45	No	No
Trifluralin (ug/L) - TW5	2019/09/09	<MDL 0.5	45	No	No
Trifluralin (ug/L) - TW7/8	2019/09/09	<MDL 0.5	45	No	No
Trifluralin (ug/L) - TW6	2019/09/09	<MDL 0.5	45	No	No
Vinyl Chloride (ug/L) - TW3	2019/09/09	<MDL 0.2	1	No	No
Vinyl Chloride (ug/L) - TW5	2019/09/09	<MDL 0.2	1	No	No
Vinyl Chloride (ug/L) - TW7/8	2019/09/09	<MDL 0.2	1	No	No
Vinyl Chloride (ug/L) - TW6	2019/09/09	<MDL 0.2	1	No	No
<b>Distribution Water</b>					
Trihalomethane: Total (ug/L) Annual Average - DW	2019/01/01	13.5	100	No	No

	Sample Date (yyyy/mm/dd)	Sample Result	MAC	Number of Exceedances	
				MAC	1/2 MAC
HAA Total (ug/L) Annual Average - DW	2019/01/01	3.73	-	N/A	N/A

MAC = Maximum Allowable Concentration as per O.Reg 169/03

BDL = Below the laboratory detection level

### Additional Legislated Samples

The following two tables are the sample results from additional sample collected at Well 5:

The first table contains the results of sample collected because the adjoining lands where once used for storage of electrical transformers. The transformers are no longer stored at the adjoining lands but sampling will continue. Please note the samples are collected on raw water. There is no MAC / IMAC (Maximum Acceptable Concentration / Interim Maximum Acceptable Concentration) for raw water but the treated water MAC /IMAC have been provided for reference.

The second table contains the results of sample collected because of the wells' proximity to the wastewater treatment lagoons. These results help to assess the integrity of the lagoon cells.

Raw Water: Well 5 Parameter	Unit of Measure	Sample Date	Result Value	ODWS	
				MAC	IMAC
Arsenic	ug/L	July 8, 2019	<0.0001		25.0
Chromium	ug/L	July 8, 2019	<0.002	50	
PCBs (Polychlorinated Biphenyls)	ug/L	July 8, 2019	<0.05		3.0

Treated Water Parameter	Unit of Measure	Treated Water: Well 5 Annual Average 2019
TKN (Total Kjeldahl Nitrogen)	mg/L	0.12
Total Phosphorus	mg/L	0.086
Phosphate (O-PO4)	mg/L	0.015
Dissolved Reactive Phosphorus	mg/L	0.01
NH3 + NH4 as N	mg/L	0.225

### Major Maintenance Summary

WO #	Description
1102172	Chlorine system parts
1103770	Blanket Items under \$200
1420399	Well 7 Cl2 level sensor
1420735	Well #3 Redevelopment
1420737	Well # 3 pump replacement

WO #	Description
1420774	Lead Sampling Almonte Daycare Center
1422693	New Level Sensor Well #3 chlorine
1464966	Scada Control Setpoints
1498608	Breaker P14 Well 7/8
1500405	Pinhole leak Well 8
1103771	Blanket Items under \$200
1139494	Well 3 Flow Meter Replacement
1177207	Scada cooling fan failure
1177208	ROV tower inspection
1217637	Well 7 buckshee weld
1217728	Well 6 Electrical Outlet Too Close To Water Source
1259353	DWQMS 3rd Party Audit
1259354	DWQMS 3rd Party Accrediation Audit
1341384	Selection of machine screws
1376292	Total chlorine sensor and injection valves
1378599	Well 3, 7,8 Capital Controls
1378611	Wire caught in door hinge
1380052	Well #3 Rehabilitation

## Distribution Highlights

Distribution Highlights were provided by the Municipality of Mississippi Mills.

- Maintenance & Operations
  - Water main flushing program completed
  - Valve turning program completed
  - Several repairs – valves, hydrants, services and curb stops
  - Initiated detailed design work for future water main replacements on Victoria Street, King Street and Mercer/Marshall Streets
  - Water and Wastewater Master Plan Update completed
  - New water mains commissioned on Mill Run Phase 3 Subdivision, Riverfront Phase 3 Subdivision
- Planning Initiatives
  - Schedule 'B' Class EA - Water Storage – anticipated start date in 2020
  - Radio Frequency Meter Upgrades
  - Annual Infiltration and Inflow Program
  - Well Site Mechanical/Electrical/Instrumentation upgrades in 2020

# Appendix A

---

## WTRS Data and Submission Confirmation

Location: [WTRS](#) / [WT DATA](#) / [Input WT Record](#)

WTRS-WT-008

**Water Taking Data submitted successfully.**

**Confirmation:**

Thank you for submitting your water taking data online.

Permit Number: 8175-AOPHA8

Permit Holder: THE CORPORATION OF THE TOWN OF MISSISSIPPI MILLS.

Received on: Feb 25, 2020 11:21 AM

This confirmation indicates that your data has been received by the Ministry, but should not be construed as acceptance of this data if it differs from that specified on the Permit Number, assigned to the Permit Holder stated above.

[Return to Main Page](#)

TOWN OF MISSISSIPPI MILLS | 2020/02/25

version: v4.5.0.21 (build#: 22)

Last modified: 2018/09/18



This site maintained by  
the Government of Ontario

©2020 [Queen's Printer for Ontario](#)